



IMPORTANT GPS UPDATE!

MAY 2025

Beginning Wednesday, May 21st, a small account update sets the stage for exciting enhancements for the future!


We're excited to share that GPS – our secure online portal – is undergoing a series of upgrades, bringing you powerful new tools and enhancements in the very near future.

As part of this first phase, we'll be making a small change to your account number format, **effective Wednesday, May 21, 2025**. While the core number remains the same, the format will be slightly updated to better support upcoming features.

You do not need to update any wiring information on your end (local bank, state, etc.).

Our system has been programmed to ensure that there are no disruptions to your deposits—now or in the future.

Example of the slight change to your account number(s):



Legacy account numbers will be displayed on your statements and in GPS for at least one year to provide additional support during the transition.

Why This Matters

This change is the first step in a larger upgrade designed to give you more control, more security, and better visibility into your GPS account.

Here's what's ahead as part of this upgrade:

Enhanced Capabilities

- Quickly view all active contacts associated with your account
- Easily add, modify, or remove users
- Manage ACH/Wire instructions (Dual Approval required)
- Create and manage subaccounts directly

Advanced Security Options

- Optional dual approval capabilities for transactions for redemptions and deposits

Expanded Reporting Features

- Request audit trail reports for changes to users, bank details, and transaction approvals

More to Come

This is just the beginning — stay tuned for even more exciting enhancements coming to GPS later this year!

Our team is here to make the transition smooth and seamless. If you have any questions or need assistance, please don't hesitate to reach out to any member of the [WISC team](#).



Market and Economic Highlights

- ▶ U.S. stocks were mostly lower in April, although they ended the month well off the lows
- ▶ Short and intermediate bonds gained for the month
- ▶ Tariff policy and China trade tension dominated headlines
- ▶ GDP turned negative in Q1 on higher imports ahead of tariffs
- ▶ FedSpeak continued to highlight conflicting risks of inflation and slower growth

Sources: Bloomberg, FactSet

Market Returns

Market Index	1-Month	3-Month	YTD	1-Year
Bloomberg 9-12 Month T-Bill	0.43%	1.16%	1.50%	5.48%
Bloomberg 1-5 Year Government	1.01%	2.56%	3.07%	7.43%
Bloomberg Intermediate U.S. Gov/ Credit A or Better	1.02%	2.92%	3.49%	8.02%
Bloomberg Intermediate U.S. Agg.	0.73%	2.79%	3.36%	8.40%
S&P 500	-0.68%	-7.50%	-4.93%	12.07%
Russell 2000	-2.31%	-13.83%	-11.58%	0.86%

Source: Bloomberg; As of 4/30/25

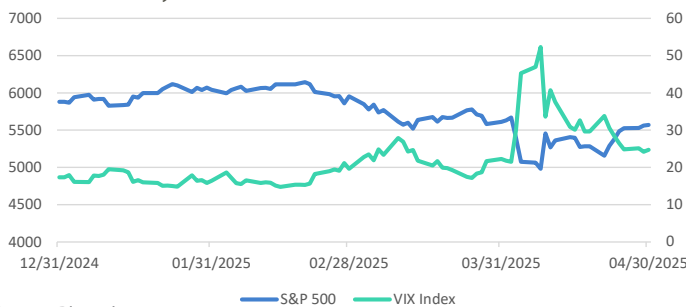
FEATURED MARKET DATA

Stocks Gain From Early April Lows

Returns for U.S. stocks were mostly lower in April and volatility was high, particularly early in the month. Headlines, largely related to evolving tariff policy, broadly drove stock prices up and down as correlations across stocks were high. The S&P 500 closed below 5,000 on April 8th as uncertainty and market volatility peaked. After a 90-day pause was announced on April 9th, the S&P 500 rallied over 11% from the April 8th close. Looking across sectors, technology was notably higher for the quarter with the NASDAQ posting slightly positive returns. Energy was another noteworthy sector with prices down 14% due to less demand and higher levels of supply.

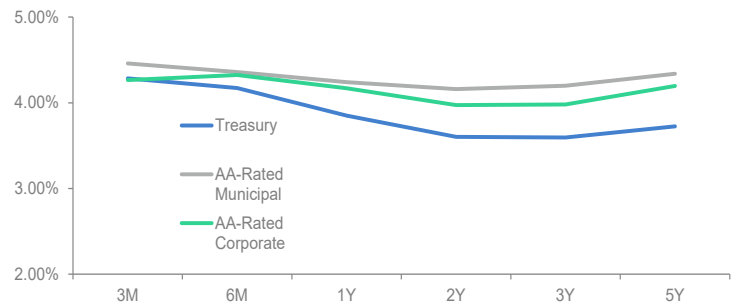
Source: Bloomberg, FactSet

S&P Volatility



Source: Bloomberg

Market Yields



Source: Bloomberg; As of 4/30/25

U.S. Economic Indicators

Event	Event Date	Period	Survey	Actual	Prior / Revised (R)
Consumer Price Index (YoY)	04/10/25	MAR	2.5%	2.4%	2.8%
Retail Sales Ex. Auto (MoM)	04/16/25	MAR	0.4%	0.5%	0.4% (R)
Chicago Fed National Activity Index	04/24/25	MAR	0.12	-0.03	0.24 (R)
JOLTS Job Openings	04/29/25	MAR	7,500K	7,192K	7,480K (R)
Consumer Confidence	04/29/25	APR	88.0	86.0	93.9 (R)
GDP Annualized QoQ	04/30/25	1Q A	-0.2%	-0.3%	2.4%
Core PCE (YoY)	04/30/25	MAR	2.6%	2.6%	3.0% (R)
Change in Nonfarm Payrolls	05/02/25	APR	138K	177K	185 (R)
Unemployment Rate	05/02/25	APR	4.2%	4.2%	4.2%

Source: Bloomberg; As of 5/2/25. Glossary terms on following page.

Contact Information



ERIK KASS

Director,
Public Finance
Tel: 414-436-1834
ekass@pmanetwork.com



BRETT WEEDEN

Vice President,
Investment Services
Tel: 414-436-1498
bweeden@pmanetwork.com



JOSH BARBIAN

Associate Vice President,
Investment Services
Tel: 414-436-1811
jbarbian@pmanetwork.com



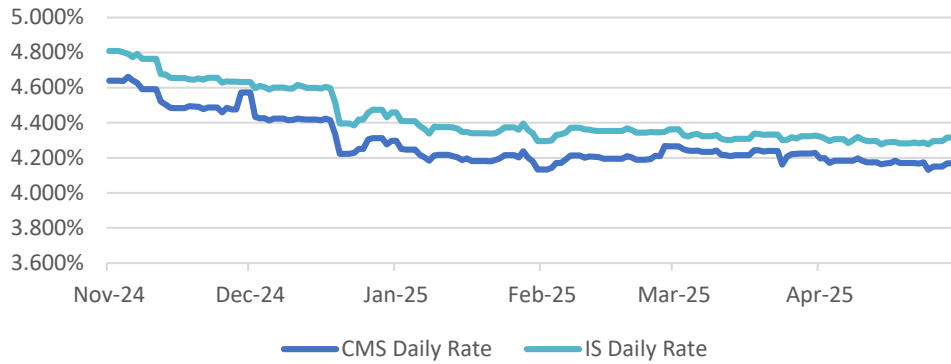
MATT SILKEY

Associate Vice President,
Investment Services
Tel: 414-436-1846
msilkey@pmanetwork.com

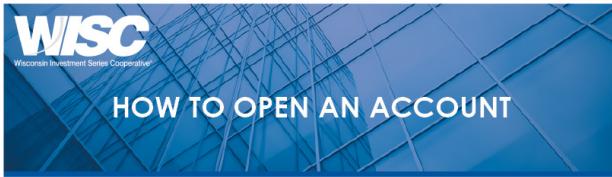


Liquid Investment Rates | Past 6 Months

Rates as of 4/30/25
 CMS: 4.173%
 IS: 4.320%



How to Join



- TO ESTABLISH MEMBERSHIP AND OPEN A MASTER FUND ACCOUNT:**
- Your entity should review the Fund's Information Statement found [here](#) and Intergovernmental Cooperation Agreement located [here](#), and then pass the WISC Resolution found [here](#) to participate in the Fund.
 - Then, your PMA Representative will work with you to complete the Master Account Application in its entirety and submit it to us along with the original signed Resolution. You may email this documentation to PMA Financial Network at: gps@pmanetwork.com in order to expedite the membership process. Please note that there is no requirement to mail us original documents. (To open multiple Fund accounts under the same entity name, see "Optional Services")

Click to Join!

Holiday Calendar 2025

Fund Closed	Holiday Observed
Monday, May 26	Memorial Day
Wednesday, June 19	Juneteenth Day
Friday, July 4	Independence Day